



V-STEEL J-TRACTION



Designed for loader equipment, the Bridgestone VJT tire is built to provide a smooth, stable ride across rugged environments while resisting cutting damage. The tire's features, including its deep tread, unique tread blocks, sidewall protectors and a nondirectional pattern all contribute to the stability and cut-resistant performance you want, while providing a comfortable ride while your loaders operate.

LONG LIFE • STABILITY

COMFORTABLE RIDE • CUT-RESISTANT

SPECIALIZED FEATURES

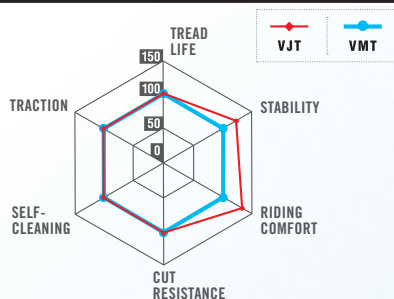


DOUBLE REINFORCED TIE BARS — Latitudinal and Longitudinal tie bars reduce friction to help prevent irregular center block wear and extend tire life

UNIQUE VERTICAL-COLUMN CENTER TREAD BLOCKS — Minimize vibration for operator comfort

SIDEWALL PROTECTORS — Enhance cut resistance when operating with heavy loads

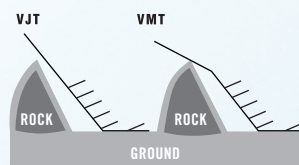
DEEP TREAD — Generous tread depth extends tire life



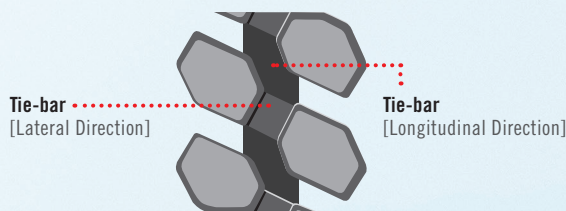
The VJT offers improvements in stability and riding comfort over VMT without losing performance in tread life, traction, cut resistance or self-cleaning characteristics.



The protector rib helps push away damaging materials to improve protection against debris and cuts.



The VJT sidewalls are designed with more rigidity and are shaped for more ground clearance at the edge to minimize cutting damage from sharp objects.



The VJT's double-reinforcing tie bars increases center block strength for enhanced wear resistance. The longitudinal and latitudinal tie bars minimize the center blocks elongation and deformation upon surface contact. This reduction in friction between the center blocks and the ground minimizes irregular block wear and extends tire life.

CATEGORY	SIZE	PLY/STAR RATING	COMPOUND/ CONSTRUCTION	TRA	ARTICLE #	AVG. WT. [□] (LBS / KG)	OTD [□] (32" / MM)	OVERALL DIAMETER [□] (IN / MM)	OVERALL WIDTH [□] (IN / MM)
SMALL TUBELESS	17.5R25	1*	D2A	L-3	431538	366 166	38 30	53.2 1,351	17.4 442
	20.5R25	1*	DG2	L-3	3994	496 225	42 33	58.3 1,481	20.9 531
	23.5R25	1*	D2A	L-3	431198	757 344	44 35	63.0 1,600	24.3 617
	23.5R25	2*	D2A	L-3	6536	729 331	44 35	63.0 1,600	24.3 617
	26.5R25	1*	D2A	L-3	431215	1,003 455	48 38	68.4 1,737	26.9 683
LARGE TUBELESS	29.5R25	1*	D2A	L-3	431555	1,237 562	53 42	73.4 1,864	30.0 762
	29.5R25	2*	D2A	L-3	4071	1,260 572	53 42	73.4 1,864	30.0 762

[□] Actual specifications may vary depending on the tire produced.

Off-road tire limited warranty information is available from your Bridgestone representative or dealer.