



QUARRY

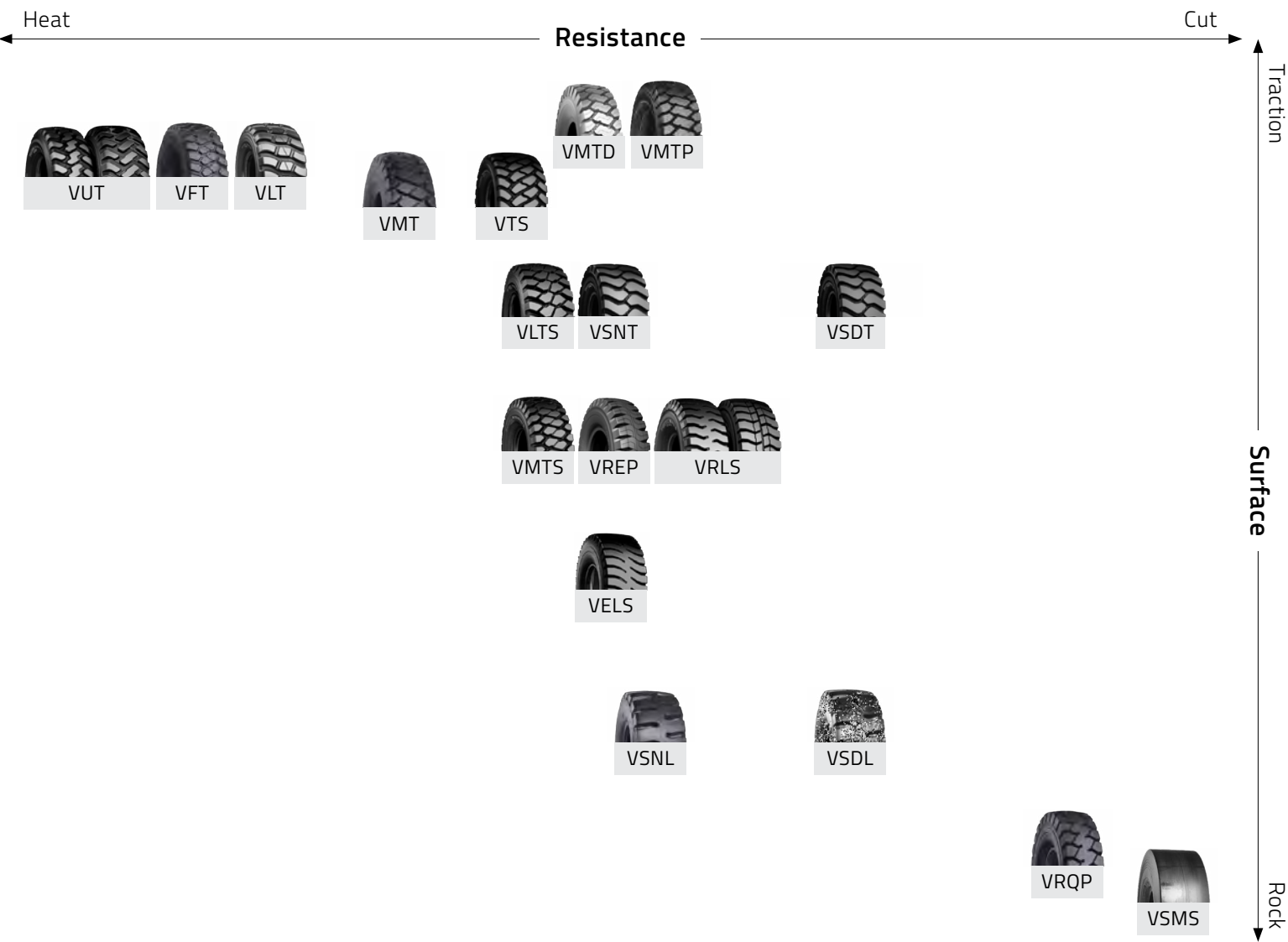
OFF-THE-ROAD SOLUTIONS



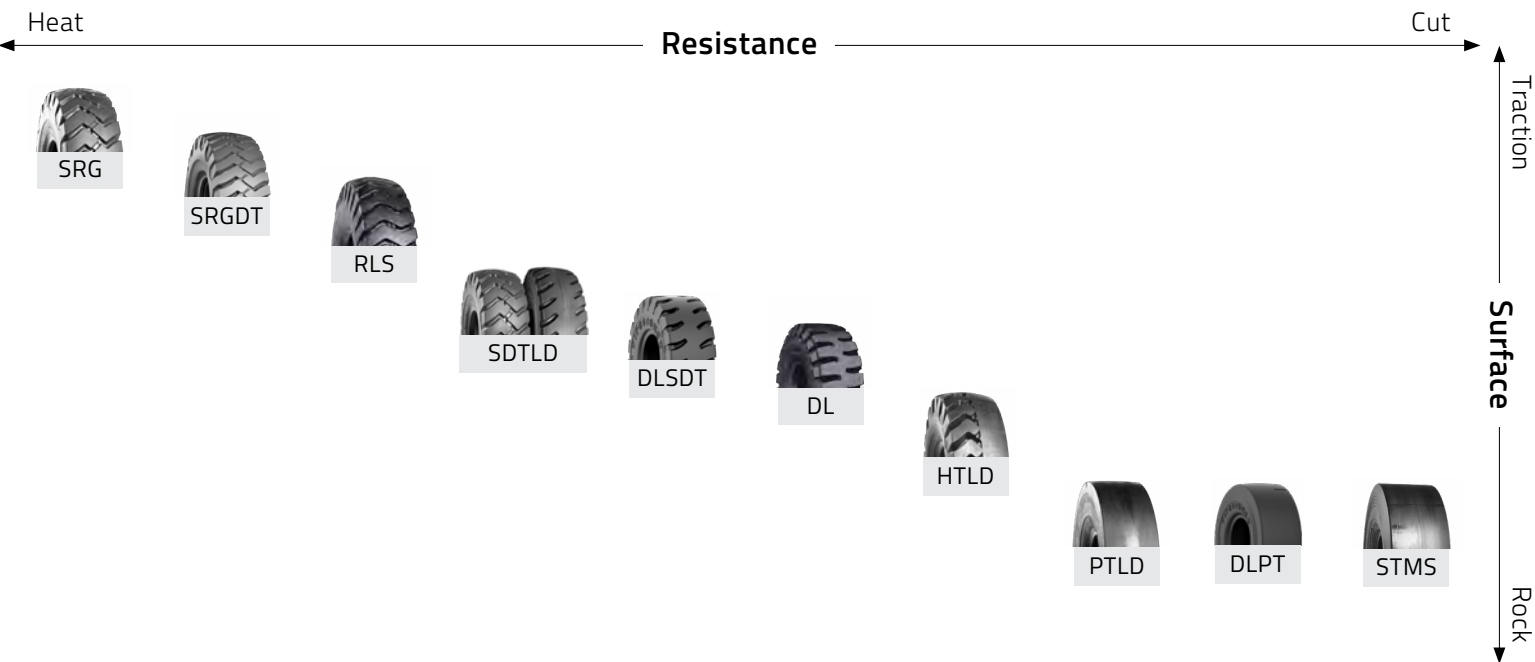
BRIDGESTONE

Firestone

RADIAL QUARRY TIRE LINEUP



BIAS QUARRY TIRE LINEUP














EFFICIENCY & EXTENSION

Move more and move it faster. Bridgestone Off-the-Road tires improve traction and maximize cut resistance. The innovative tread patterns extend tire life, while reinforced shoulders reduce sidewall damage. The quarry lineup is designed to keep drivers and equipment safe while meeting the harsh job site demands. These tires resist the rocks, resist the heat and help maximize productivity.

QUARRY EQUIPMENT FITMENT

		<div></div>														
		VELS	VFT	VLT	VLTS	VMT	VMTD	VMTP	VMTS	VREP	VRLS	VRQP	VSDL	VSDT	VSMS	VSNL
	Rigid Dump Trucks	●	●			●	●	●	●	●	●	●				
	Articulated Dump Trucks			●	●	●										
	Loaders/Dozers			●	●	●							●	▲	●	●

													
		VSNT	VTS	RLS	DL	STMS	DLPT	DLSDT	HTLD	PTLD	SDTLD	SRG	SRGDT
	Rigid Dump Trucks			●								●	●
	Articulated Dump Trucks											●	●
	Loaders/Dozers	▲	●		●	●	●	●	●	●	▲	●	●

● Recommended ▲ Suitable

MACHINE SUMMARY

		TRACTION	ROCK	ROCK DEEP	ROCK EXTRA DEEP	ROCK EXTRA DEEP SMOOTH
BRIDGESTONE	Rigid Dump Trucks	VFT	VMT	RLS, VELS, VMTP, VMTS, VREP, VRLS, VRQP, VMTD		
	Articulated Dump Trucks		VLT	VLTS		
	Loaders/Dozers		VLT, VMT	RLS, VSNL, VSNT	DL, VSDL, VSDR, VSDT	STMS, VSMS
Firestone	Rigid Dump Trucks		SRG	SRG DT		
	Articulated Dump Trucks		SRG	SRG DT		
	Loaders/Dozers	SGG	SRG	SRG DT	SDT LD	HTLD, DL PT, PT LD

AVAILABLE SIZES

Brand	Pattern	Size	Ply/Star Rating
BRIDGESTONE	DL	17.5-25	16
BRIDGESTONE	DL	26.5-25	20
BRIDGESTONE	DL	29.5-25	28
BRIDGESTONE	DL	45/65-45	58
BRIDGESTONE	RLS	24.00-35	42
BRIDGESTONE	RLS	26.5-25	26
BRIDGESTONE	RLS	29.5-25	28
BRIDGESTONE	STMS	12.00-24	20
BRIDGESTONE	STMS	14.00-24	20
BRIDGESTONE	STMS	17.5-25	20
BRIDGESTONE	STMS	18.00-25	32
BRIDGESTONE	STMS	26.5-25	32
BRIDGESTONE	STMS	26.5-25	36
BRIDGESTONE	STMS	29.5-29	34
BRIDGESTONE	STMS	35/65-33	42
BRIDGESTONE	STMS	45/65-45	58
BRIDGESTONE	VELS	18.00R25	2* RATING
BRIDGESTONE	VELS	18.00R33	2* RATING
BRIDGESTONE	VELS	21.00R35	2* RATING
BRIDGESTONE	VFT	18.00R33	2* RATING
BRIDGESTONE	VFT	27.00R49	2* RATING
BRIDGESTONE	VLT	20.5R25	MS
BRIDGESTONE	VLT	23.5R25	MS
BRIDGESTONE	VLT	26.5R25	MS
BRIDGESTONE	VLT	29.5R25	MS
BRIDGESTONE	VLT	33.25R29	2* RATING
BRIDGESTONE	VLT	37.25R35	2* RATING
BRIDGESTONE	VLT	40.5/75R39	2* RATING
BRIDGESTONE	VLT	750/65R25	MS
BRIDGESTONE	VLTS	20.5R25	MS
BRIDGESTONE	VLTS	23.5R25	MS
BRIDGESTONE	VLTS	26.5R25	2* RATING
BRIDGESTONE	VLTS	29.5R25	2* RATING

Brand	Pattern	Size	Ply/Star Rating
BRIDGESTONE	VLTS	750/65R25	2* RATING
BRIDGESTONE	VLTS	875/65R29	MS
BRIDGESTONE	VMT	17.5R25	1* RATING
BRIDGESTONE	VMT	20.5R25	1* RATING
BRIDGESTONE	VMT	20.5R25	2* RATING
BRIDGESTONE	VMT	23.5R25	1* RATING
BRIDGESTONE	VMT	23.5R25	2* RATING
BRIDGESTONE	VMT	26.5R25	1* RATING
BRIDGESTONE	VMT	26.5R25	2* RATING
BRIDGESTONE	VMT	29.5R25	1* RATING
BRIDGESTONE	VMT	29.5R25	2* RATING
BRIDGESTONE	VMTD	24.00R35	3* RATING
BRIDGESTONE	VMTP	18.00R33	2* RATING
BRIDGESTONE	VMTP	21.00R33	2* RATING
BRIDGESTONE	VMTP	21.00R35	2* RATING
BRIDGESTONE	VMTP	24.00R35	2* RATING
BRIDGESTONE	VMTP	27.00R49	2* RATING
BRIDGESTONE	VMTS	14.00R25	3* RATING
BRIDGESTONE	VMTS	16.00R25	2* RATING
BRIDGESTONE	VMTS	18.00R25	2* RATING
BRIDGESTONE	VREP	27.00R49	2* RATING
BRIDGESTONE	VRLS	14.00R25	3* RATING
BRIDGESTONE	VRLS	16.00R25	2* RATING
BRIDGESTONE	VRLS	24.00R35	2* RATING
BRIDGESTONE	VRLS	27.00R49	2* RATING
BRIDGESTONE	VRQP	18.00R33	2* RATING
BRIDGESTONE	VRQP	24.00R35	2* RATING
BRIDGESTONE	VSDL	17.5R25	1* RATING
BRIDGESTONE	VSDL	20.5R25	1* RATING
BRIDGESTONE	VSDL	23.5R25	1* RATING
BRIDGESTONE	VSDL	23.5R25	2* RATING
BRIDGESTONE	VSDL	26.5R25	1* RATING
BRIDGESTONE	VSDL	26.5R25	2* RATING
BRIDGESTONE	VSDL	29.5R25	1* RATING

AVAILABLE SIZES

Brand	Pattern	Size	Ply/Star Rating
BRIDGESTONE	VSDL	29.5R25	2* RATING
BRIDGESTONE	VSDL	29.5R29	2* RATING
BRIDGESTONE	VSDL	35/65R33	2* RATING
BRIDGESTONE	VSDL	45/65R39	1* RATING
BRIDGESTONE	VSDL	45/65R45	1* RATING
BRIDGESTONE	VSDL	45/65R45	2* RATING
BRIDGESTONE	VSDT	23.5R25	1* RATING
BRIDGESTONE	VSDT	26.5R25	1* RATING
BRIDGESTONE	VSDT	29.5R25	2* RATING
BRIDGESTONE	VSDT	29.5R29	2* RATING
BRIDGESTONE	VSDT	35/65R33	2* RATING
BRIDGESTONE	VSMS	12.00R20	2* RATING
BRIDGESTONE	VSMS	12.00R24	2* RATING
BRIDGESTONE	VSMS	14.00R24	2* RATING
BRIDGESTONE	VSMS	18.00R25	2* RATING
BRIDGESTONE	VSMS	9.00R20	2* RATING
BRIDGESTONE	VSNL	14.00R20	2* RATING
BRIDGESTONE	VSNL	35/65R33	2* RATING
BRIDGESTONE	VSNL	45/65R45	2* RATING
BRIDGESTONE	VSNT	26.5R25	MS
BRIDGESTONE	VSNT	29.5R25	MS
BRIDGESTONE	VSNT	29.5R29	2* RATING
BRIDGESTONE	VSNT	35/65R33	MT
FIRESTONE	DL PT	45/65-45	58
FIRESTONE	DLSDT	35/65-33	42
FIRESTONE	DLSDT	45/65-45	58
FIRESTONE	HTLD	29.5-25	28
FIRESTONE	HTLD	65/35-33	42
FIRESTONE	HTLD	65/45-45	50
FIRESTONE	PTLD	26.5-25	26
FIRESTONE	PTLD	29.5-25	34
FIRESTONE	PTLD	33.25-35	50
FIRESTONE	PTLD	45/65-39	46
FIRESTONE	PTLD	65/35-33	36

Brand	Pattern	Size	Ply/Star Rating
FIRESTONE	PTLD	65/35-33	42
FIRESTONE	SDTLD	20.5-25	16
FIRESTONE	SDTLD	20.5-25	20
FIRESTONE	SDTLD	23.5-25	16
FIRESTONE	SDTLD	23.5-25	20
FIRESTONE	SDTLD	26.5-25	20
FIRESTONE	SDTLD	26.5-25	26
FIRESTONE	SDTLD	29.5-25	22
FIRESTONE	SDTLD	29.5-25	28
FIRESTONE	SDTLD	29.5-29	28
FIRESTONE	SDTLD	41.25/70-39	42
FIRESTONE	SDTLD	65/35-33	30
FIRESTONE	SDTLD	65/35-33	42
FIRESTONE	SDTLD	65/40-39	36
FIRESTONE	SRG	16.00-25	28
FIRESTONE	SRG	18.00-49	32
FIRESTONE	SRG	26.5-25	26
FIRESTONE	SRG	29.5-29	28
FIRESTONE	SRG	29.5-29	34
FIRESTONE	SRG	37.25-35	36
FIRESTONE	SRGDT	16.00-25	28
FIRESTONE	SRGDT	18.00-25	32
FIRESTONE	SRGDT	18.00-25	40
FIRESTONE	SRGDT	18.00-33	32
FIRESTONE	SRGDT	18.00-33	44
FIRESTONE	SRGDT	21.00-35	36
FIRESTONE	SRGDT	21.00-35	40
FIRESTONE	SRGDT	27.00-49	48
FIRESTONE	SRGDT	33.25-35	38
FIRESTONE	SRGDT	33.25-35	50
FIRESTONE	SRGDT	33.5-33	50



BRIDGESTONE OFF-THE-ROAD SOLUTIONS

Intelligent Products

The Bridgestone Off-The-Road lineup offers innovative tread patterns and compounds designed for various surfaces and applications, providing reliable performance so customers can maximize job-site productivity.



BRIDGESTONE
Fleet Care

Tire
Solutions

Integrated Technologies

Bridgestone Fleet Care provides customers data-driven technologies to help manage their life-cycle assets, get real-time pressure and temperature insights to help reduce downtime, optimize total cost of ownership and maximize productivity.

Tire Monitoring Services

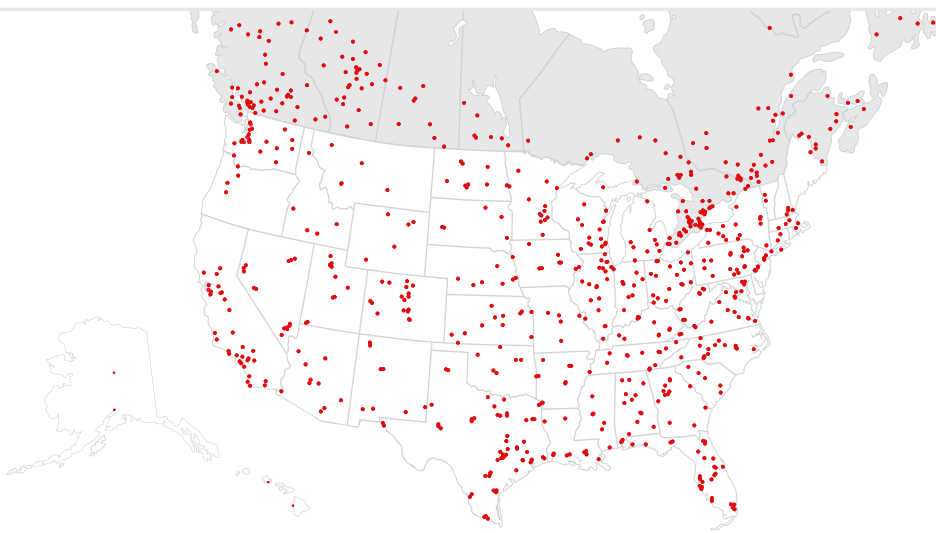
Tire Monitoring Services with IntelliTire™:
An advanced real-time tire pressure and temperature monitoring solution for nearly any OTR tire from any tire manufacturer that is 49" or smaller. Combining durable hardware and integrated with Tire Asset Management* to help fleets optimize total cost of ownership, prevent unplanned downtime and help increase safety.

Asset Management

Bridgestone offers Off-The-Road tire Asset Management that allows fleets to make informed decisions and help manage life cycle of tires for increased efficiency and profitability. Monitoring each tire from receiving inventory, mounting inspections, rotation, repairs and removals no matter the size of your fleet anywhere in the world.

Best-in-class Service

We know that the best products and technologies only stay the best when paired with best-in-class-service. Our extensive dealer network, compressive training programs, and highly qualified field engineers help improve downtime, so our Off-The-Road customers can focus on getting maximizing their productivity.



* Subscription-based software application

For more information visit,
commercial.bridgestone.com

commercial.firestone.com

1-833-733-1754 | otrcustomerservice@bfusa.com

BS103 - Copyright © 2022 Bridgestone Americas Tire Operations, LLC. All Rights Reserved.

"Best-In-Class Service" is based on the largest number of dealers in the commercial tire dealer network in U.S. found on www.commercial.bridgestone.com.
As compared to the 2021 U.S. Replacement and Retreaded Medium / Heavy Truck Tire Brands with similar market share as listed in the January 2022 Modern Tire Dealer (page 62).