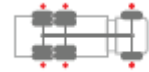


BRIDGESTONE

Fleet Care

Bridgestone Fleet Care for FedEx Service Providers



**All-Position/Drive - 16" & 17**

TRANSFORCE™ HT2 (ALL-POSITION)

Light/Medium Truck, All Season

The Transforce HT2 is commercial highway tire built for light trucks and commercial vehicles. Built with all-season capabilities, this tough tire will work as hard as you do to get the job done - because every job is worth doing right.

Article	Size	Ply
2758	LT215/85R16	E
2760	LT225/75R16	E
2761	LT245/75R16	E
2767	LT245/70R17	E



Destination X/T (ALL-POSITION)

Light/Medium Truck, All Season

An all-terrain light truck and SUV tire built for dependable off-road traction and heavy-duty toughness that lasts. Backed by a 50,000 mile limited warranty, this all-weather tire delivers year-round performance and is 3 peak mountain snowflake certified.

Article	Size	Ply
004379	LT225/75R16	E

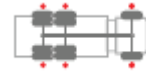


TRANSFORCE™ CV (ALL-POSITION)

Light/Medium Truck, All Season

Designed to fit Euro Commercial Vans (Ford Transit, Ram Promaster City, and more) and perform well during any season. Firestone's latest innovations provide you with solid traction in wet conditions as well as improvements on uneven wear when carrying heavy loads. Whether rain or shine, these tires offer a strong, quiet, and fuel-efficient performance.

Article	Size	Ply
4708	LT195/75R16	D
4709	LT235/65R16	E

**All-Position/Drive - 16" & 17"**

TRANSFORCE™ AT2 (ALL-POSITION)

Light/Medium Truck, All Season

Delivers all-terrain performance for light trucks and commercial vehicles. Built with a chip and tear resistant compound, this tire is tough enough to deal with rough road conditions like gravel.

Article	Size	Ply
178	LT215/85R16	E
180	LT225/75R16	E
181	LT245/75R16	E
186	LT245/70R17	E

WINTERFORCE™ 2UV (ALL-POSITION)

Light/Medium Truck, Winter

Designed with a special cold weather compound, open shoulder slots, and a unique tread design, the Firestone Winterforce 2 UV tires are ready to take on the winter conditions. With better grip for wintry weather than an all-season tire, they'll give your pickup truck, CUV, or SUV a long-lasting performance winter after winter

Article	Size	Ply
144436	P225/75R16	SL

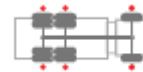
WINTERFORCE™ LT (ALL-POSITION)

Light/Medium Truck, Winter

Designed with a special cold weather compound, open shoulder slots, and a unique tread design, the Firestone Winterforce 2 UV tires are ready to take on the winter conditions. With better grip for wintry weather than an all-season tire, they'll give your pickup truck, CUV, or SUV a long-lasting performance winter after winter

Article	Size	Ply
246250	LT225/75R16	E





BDLT (DRIVE)

Truckload, Less Than Truckload, Distribution & P&D

Delivers relentless traction and responsive handling in all weather conditions without sacrificing tread wear.

Article	Size
673633	LT225/75R16
673625	LT245/75R16
673668	LT215/85R16
688908	LT245/70R17

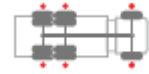


MetroMax™ Rib (ALL-POSITION)

Less Than Truckload, Truckload, Distribution & P&D

Designed for all wheel positions in light commercial applications that deal with severe inner city driving conditions as well as highway usage.

Article	Size
672394	LT225/75R16
672378	LT215/85R16
672416	LT245/75R16
218710	LT245/70R17

**All-Position/Drive - 17.5" & 19.5"**

R238 (ALL-POSITION)

Distribution and P&D, Bus & Coach

An all-position radial tire that stands up to the harshness of severe, high scrub environments in regional pickup and delivery applications.

Article	Size	Ply
9121	225/70R19.5	14
248698	245/70R19.5	14
248715	245/70R19.5	16
3887	215/75R17.5	16



M729F™ (DRIVE)

Less Than Truckload, Truckload, Distribution & P&D

A drive radial tire featuring cap/base compounding designed to improve durability and retreadability. This truck tire is recommended for high-traction and high-scrub applications such as regional haul and pickup and delivery, with some long-haul applications.

Article	Size	Ply
227023	225/70R19.5	14
227040	245/70R19.5	16

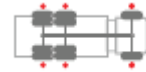


FS561™ (All-Position)

Less Than Truckload, Truckload, Distribution & P&D

A drive radial tire featuring cap/base compounding designed to improve durability and retreadability. This truck tire is recommended for high-traction and high-scrub applications such as regional haul and pickup and delivery, with some long-haul applications.

Article	Size	Ply
248477	245/70R19.5	14
248511	215/75R17.5	16
248426	225/70R19.5	14

**All-Position/Drive - 17.5" & 19.5"**

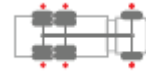
TRANSFORCE™ AT2 (ALL-POSITION)

Light/Medium Truck, All Season

Delivers all-terrain performance for light trucks and commercial vehicles. Built with a chip and tear resistant compound, this tire is tough enough to deal with rough road conditions like gravel.

Article	Size	Ply
4196	225/70R19.5	14
4197	245/70R19.5	14





UAP2 FuelTech™ (ALL-POSITION)

Truckload, Less Than Truckload

Offers improved performance over our previous generation all-position retread products for tough city and on-highway applications. Design changes and a proprietary compound delivers long wear life and low rolling resistance while a unique triangle sipe improves shoulder durability.

Article	Size
5784	225/70R19.5
5786	245/70R19.5



BDR-HGL (DRIVE)

Truckload, Less Than Truckload

Over-the-road tandem axle drive tread holds traction as it wears. High-grip design and long-wearing compounds deliver outstanding traction and mileage.

Article	Size
6705	245/70R19.5
4538	225/70R19.5

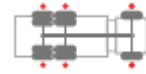


BDR-AS™ (DRIVE)

Truckload, Less Than Truckload, Distribution & P&D

Designed to give your trucks traction in almost any weather condition. The BDR-AS delivers the gripping power to get you to where you need to be.

Article	Size
176747	225/70R19.5
159696	245/70R19.5

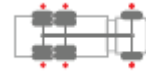


BDR-HG (DRIVE)

Truckload, Less Than Truckload

Over-the-road tandem axle drive tread holds traction as it wears. High-grip design and long-wearing compounds deliver outstanding traction and mileage.

Article	Size	Tread Size
3696	225/70R19.5	180-200

**Steer/Drive - 22.5" & 24.5"**

M760 ECOPIA (DRIVE)

EPA Smartway® Verified and CARB Compliant

Truckload, Less Than Truckload, Specialized Transport

Performance on the road meets performance at the pump. The M760 EcoPia™ is an ultra-fuel-efficient radial drive tire for long- and regional-haul fleets. The low rolling resistance design delivers more mpg and longer removal mileage - while an advanced tread design helps ensure excellent traction in all conditions.

Article	Size	Ply
247899	295/75R22.5	14
247916	285/75R24.5	14
247933	11R22.5	14



M771 (DRIVE)

EPA Smartway® Verified and CARB Compliant

Less Than Truckload

Bridgestone M771 EcoPia open-shoulder drive tire is built tough for your LTL application with 3D siped center lugs. Single-Axle.

Article	Size	Ply
187627	295/75R22.5	14



R250ED (ALL-POSITION)

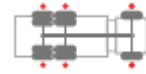
Distribution and P&D, Bus & Coach

Bridgestone M771 EcoPia open-shoulder drive tire is built tough for your LTL application with 3D siped center lugs. Single-Axle.

Article	Size	Ply
216568	255/70R22.5	16



Steer/Drive - 22.5" & 24.5"



R213 ECOPIA (Steer)

EPA Smartway® Verified and CARB Compliant

Long Haul and Regional Haul Service

Bridgestone R213 Ecopia dramatically reduces operating costs by delivering double-digit improvements in wear performance* with Bridgestone's most fuel-efficient long-haul steer tire ever. *versus R284 Ecopia.

Article	Size	Ply
1079	295/75R22.5	14
1081	11R22.5	14
1085	285/75R24.5	14



FS561A™ (ALL-POSITION)

EPA Smartway® Verified and CARB Compliant

Less Than Truckload, Distribution and P&D

The FS561A is a Smartway verified all-position tire built for uncompromising toughness and maximum staying power.

Article	Size	Ply
12718	9R22.5	12



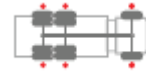
R283s ECOPIA (ALL-POSITION)

EPA Smartway® Verified and CARB Compliant

Truckload, Less Than Truckload, Specialized Transport

The Bridgestone R283s Ecopia™ steer tire is designed for fleets that operate in a super-regional freight distribution model.

Article	Size	Ply
8829	295/75R22.5	16

**All-Position/Drive - 22.5" & 24.5"**

R268 ECOPIA (ALL-POSITION)

EPA Smartway® Verified and CARB Compliant

Less Than Truckload, Distribution and P&D, Bus & Coach

An all-position/steer radial that stands up to the rigors of severe, high scrub environments in regional pickup and delivery applications, while offering fuel efficiency benefits too.

Article	Size	Ply
275	9R22.5	12
277	10R22.5	14
280	245/75R22.5	14
241592	295/75R22.5	14
248749	285/75R24.5	14
248783	11R22.5	14

M726ELA (DRIVE)

Truckload, Less Than Truckload, Distribution and P&D, Bus & Coach

Engineered for deep drive applications, this tire is recommended for fleets with tandem drive axle tractors that place a high value on achieving a lower cost per mile.

Article	Size	Ply
5311	295/75R22.5	14
5312	285/75R24.5	14
5313	11R22.5	14

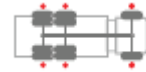
FS560 PLUS™ (ALL-POSITION)

Less Than Truckload, Distribution and P&D

The FS560 Plus Tire is an all-position radial tire recommended for steer applications in regional-haul service and pickup and delivery service. This truck tire is designed with tread components to help improve traction and promote longer, more even wear.

Article	Size	Ply
192982	255/70R22.5	H





BDR-AS™ (DRIVE)

Truckload, Less Than Truckload, Distribution & P&D

Designed to give your trucks traction in almost any weather condition. The BDR-AS delivers the gripping power to get you to where you need to be.

Article	Size
176798	245/75R22.5
176815	255/70R22.5



BDR-HT3 (DRIVE)

Truckload, Less Than Truckload, Distribution and P&D

Designed for high-torque, single-axle tractors in LTL situations, the BDR-HT3 is more durable than ever.

Article	Size
240861	11R22.5
240912	11R24.5

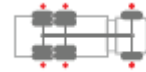


MegaTrek™ (DRIVE)

Less Than Truckload, Truckload, Distribution and P&D

Tread design and compound built for long lasting performance that helps you lower your tire operating costs over the life of your truck. That's MegaTrek, a deep aggressive tread design with solid shoulders that keeps your truck rolling for the long haul.

Article	Size
212889	295/75R22.5
212804	11R22.5
212872	285/75R24.5



B760 FuelTech™ (DRIVE)

EPA Smartway® Verified and CARB Compliant

Less than Truckload, Truckload

A drive retread is designed for tandem-axle tractors in truckload and less-than-truckload applications, and was specifically engineered to complement the Bridgestone M760 Ecopia™ radial tire.

Article	Size
4543	11R22.5
4553	285/75R24.5
4554	295/75R22.5
4545	255/70R22.5

HT5 FuelTech™ (DRIVE)

EPA Smartway® Verified and CARB Compliant

Less than Truckload, Truckload, Distribution and P&D

SmartWay & CARB compliant, aggressive open shoulder tread designed for tough single axle applications.

Article	Size
6871	295/75R22.5
6858	11R22.5
6870	285/75R24.5

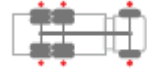


Ultra Drive (DRIVE)

Less than Truckload, Truckload, Distribution and P&D

A deep, all weather tread pattern that offers reliable traction and mileage for a range of applications.

Article	Size
685968	255/70R22.5



BDR-HG (DRIVE)

Truckload, Less Than Truckload

Over-the-road tandem axle drive tread holds traction as it wears. High-grip design and long-wearing compounds deliver outstanding traction and mileage.

Article	Size
242289	255/70R22.5

SPECS

TIRE SPECS

POSITION	FLEET RETREADS?	PULL POINT
Steer	No	4/32nds
Drive	Yes	2/32nds

MATCHING INSTRUCTIONS

- Follow industry best practices on dual & axle tread depths.
- Match to 4/32nds on duals

TIRE MOUNTING

- Follow all applicable OSHA and RMA safety procedures.
- Proper mounting procedures must be followed or sudden tire failure, personal injury, and/or death may result.
- Use only double seal flow through valve caps
- Always use personal protective equipment (PPE) INCLUDING Eye Safety Protection, Gloves, Back Supporter, etc. Safe work practices must always be followed. Refer to the TMC Recommended Practice Manual for additional information.

RETREADS

- All casings should be inspected by a Bandag or Dealer representative
- Ozone/weather checking must be acceptable as defined by supplied ozone template
- Reference the BASys profile under Fleet Usage for more details

CASING BRANDS ACCEPTED

- | | | |
|---------------|---------------|-------------|
| • Bridgestone | • Continental | • Firestone |
| • General | • Michelin | • Goodyear |
| • Hankook | • Toyo | • Yokohama |
| • Kelly | • Goodrich | |
| • Cooper | • Dunlop | |

REMOVAL

- Clearly identify nail holes and damage in removed tires by circling with tire chalk

SERVICES AND LABOR

- For specific requirements, refer to current service level agreements

WARRANTIES

- All warranty claims will follow the Bandag Retread national warranty guidelines.
- All warranty claims will follow the Bridgestone Truck and Bus national warranty guidelines

EMERGENCY ROAD SERVICES

- Contact Bridgestone Emergency Road Services at 1-844-85-TIRES or go to <https://commercial.bridgestone.com/en-us/find-dealer>

SCRAP HANDLING

- All scrapped and out-of-spec tires will be reviewed and disposed of in a lawful manner.



Additional Services Available

The following services are available from your servicing dealer upon request for an additional charge (reference contract/term communications for pricing):

- Flat Repair
- Tire Rotation
- Alignment
- After Hours Service Call
- Emergency Regular Hour Service Call
- Wheel/Rim, Used
- Refinishing/Powder Coat
- Wheel Disposal

 ***BRIDGESTONE***

Fleet Care